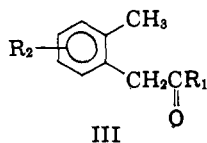
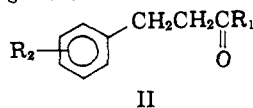


Page 1649. Formulas II and III should be



WILLIAM LE NOBLE.

Jerome A. Berson and Elli S. Hand: Thermal Rearrangements of the 7-Carbomethoxy- Δ^2 -norcarenes.

Page 1982. In Table II, 0.024 in the right-hand column refers to methyl cycloheptanecarboxylate; 1.00 refers to a missing entry, "Others."—**JEROME A. BERSON.**

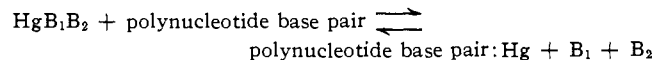
Thomas J. Wallace: Reactions of Thiols with Sulfoxides. I. Scope of the Reaction and Synthetic Applications.

Page 2018. In ref. 3, 1044 should read 888. In ref. 6, 504 should read 501.—**THOMAS J. WALLACE.**

Richard B. Simpson: Association Constants of Methylmercuric and Mercuric Ions with Nucleosides.

Page 2059. The last sentence in the Abstract, "The affinity of calf thymus DNA for inorganic mercury is at least an order of magnitude greater than that of the nucleosides," is not true. H. T. Miles first expressed doubt that a more stable structure than the native nucleic acid should be formed on adding mercury. S. Katz then pointed out that my argument (in the second paragraph of the section on Polynucleotides) involves the implicit assumption that each inorganic mercury reacts with only one base of the nucleic acid, an assumption clearly inconsistent with the release of more than one proton per mercury.¹

In the range of 0 to 0.5 mercury added per nucleotide of DNA, it is probable that nearly every mercury reacts with two bases on the same molecule, *i.e.*, double-stranded helix. Then from the following equation it may be seen that the partition of mercury between a couple of bases on the polynucleotide and the same two bases on nucleosides free in solution would be dependent on concentration



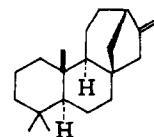
where B_1 and B_2 need not be a Watson-Crick base pair. *I.e.*, The term "relative affinity" has no meaning since the two associations are not strictly analogous. A more familiar example of such an equilibrium occurs if one attempts to compare the association constant of a metal chelate and the association constant of the metal with molecules having just one of the functional groups.

(1) T. Yamane and N. Davidson, *J. Am. Chem. Soc.*, **83**, 2599 (1961).

RICHARD B. SIMPSON.

E. Wenkert, P. W. Jeffs, and J. R. Mahajan: A Hibaene Model.

Page 2218. Formula III should appear as



E. WENKERT.

Robert A. Benkeser, Yoichiro Nagai, James L. Noe, Robert F. Cunico, and Peter H. Gund: The Synthesis of Cyclic Silicon Systems.

Pages 2448 and 2450. The name given to structure VI should read 1,1-dichloro-4-bromosila-2-cyclopentene instead of 1,1-dichloro-3-bromosila-2-cyclopentene. The structural formula for the compound is correct as given.—**R. A. BENKESER.**

Robert E. Rinehart and Jack S. Las'ky: The Isomerization of 1,3-Cyclooctadiene to 1,5-Cyclooctadiene *via* the Rhodium(I) π -Complex.

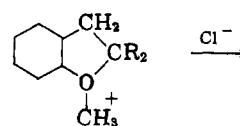
Page 2517. In footnote 12, the infrared band should read 2260 cm^{-1} .—**ROBERT E. RINEHART.**

Arthur R. Lepley: π -Complex Interactions. II. Methyl-Substituted Benzenes and Naphthalenes with Tetracyanoethylene.

Page 2547. Column 1, line 25, should read 2 = 3 = 5 = 6, instead of 2 = 3 = 4 = 5.—**ARTHUR R. LEPLEY.**

Stephen E. Cantor and D. Stanley Tarbell: The Formation of *cis*- and *trans*-Perhydrobenzofurans from 2-(2-Methoxycyclohexyl)ethanol Derivatives. Reactions Proceeding through Methoxyl Participation.

Page 2905. In column 2, structure BB should read



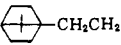
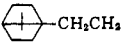
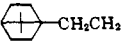
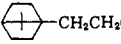
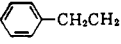
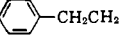
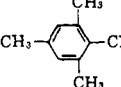
D. S. TARBELL.

P. Veeravagu, R. T. Arnold, and G. W. Eigenmann: Competitive Elimination-Substitution Reactions. Some Dramatic Differences between Bromides and Tosylates.

Page 3072. The third author's correct name is G. W. Eigenmann.

Page 3073. Table II is correctly represented below.

TABLE II
PRODUCT ANALYSIS OF THE REACTION OF ALKOXIDES WITH BROMIDES AND TOSYLATES

	Compound RY		Alkoxide (1.0 N)	Elimination, Substitution,		Total yield, %
	R =	Y =		%	%	
I	$n\text{-C}_{18}\text{H}_{37}$	Br	(a) NaOCH_3	1	96	97
	$n\text{-C}_{18}\text{H}_{37}$	Br	(b) $\text{KO-}t\text{-C}_4\text{H}_9$	85	12	97
II	$n\text{-C}_{18}\text{H}_{37}$	OTs	(a) NaOCH_3	1	95	96
	$n\text{-C}_{18}\text{H}_{37}$	OTs	(b) $\text{KO-}t\text{-C}_4\text{H}_9$	1	99	100
III		Br	$\text{KO-}t\text{-C}_4\text{H}_9$	73	19	92
IV		OTs	(a) NaOCH_3	1	84	85
		OTs	(b) $\text{KO-}t\text{-C}_4\text{H}_9$	1	80	81
V		OTs	$\text{KO-}t\text{-C}_4\text{H}_9$	1	88	89
VI		Br	$\text{KO-}t\text{-C}_4\text{H}_9$	100	00	100 ^a
VII		OTs	$\text{KO-}t\text{-C}_4\text{H}_9$	100	00	100 ^a
VIII		OTs	(a) NaOCH_3	5	79	84
		OTs	(b) $\text{KO-}t\text{-C}_4\text{H}_9$	71		71

P. VEERAVAGU.